



Q-Pulse Cloud V8.4.4

Feature Introduction & Bug Fixes



Contents

Documents.....	2
All users can now see Document Change Comments.....	2
Restrict changing of Issue Date.....	2
Audit.....	3
Associated Items against an Audit can now be assessed against Planned and Covered.....	3
Org Areas and Standards may now be disabled against an Audit Type.....	3
Training.....	4
Training Records can now be cancelled.....	4
Retraining required Notification and Reminder enhancement.....	4
Interested Parties.....	5
E-Signature Toggle.....	5
Mandatory Fields – Account Manager and Reference Number.....	5
Assets.....	6
E-Signature Toggle.....	6
System Actor now included within Notification Emails.....	6
Mandatory Field – Asset Owner.....	6
Risk.....	7
E-Signature Toggle.....	7
Formula Assessment enhancement – Notifications.....	7
Formula Assessment enhancement – Display Scores.....	7
Other.....	8
Prefix enhancement.....	8
Warning when Associated Lists are empty.....	8
Bulk User Permission Assignment (Essentials).....	9
Standards and Org Area Title field size Increase.....	9
Standards and Org Area Uniqueness Enhancement.....	10
Bug Fixes – V8.4.4.....	11

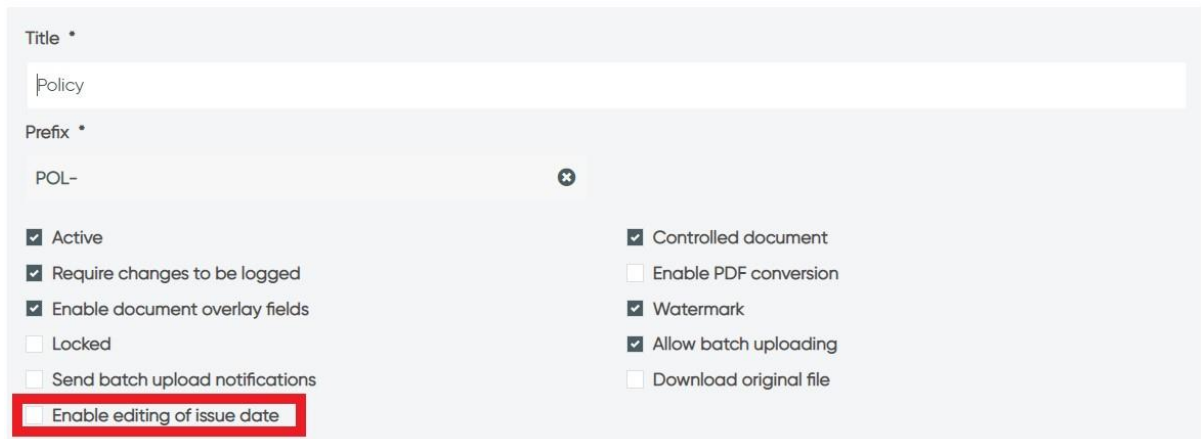
Documents

All users can now see Document Change Comments

The Change Comments field was previously not viewable by all system users. This has now been changed so that all users can see the details entered in this field when viewing a new revision. This will aid users in figuring out what has changed between versions.

Restrict changing of Issue Date

You can now prevent the Issue Date of a document being edited if desired. This is set as a variable against a Document type as shown in the image below.



The image shows a configuration form for a document type. The form includes the following fields and options:

- Title ***: Text input field containing "Policy".
- Prefix ***: Text input field containing "POL-" with a clear button (X).
- Active**:
- Require changes to be logged**:
- Enable document overlay fields**:
- Locked**:
- Send batch upload notifications**:
- Controlled document**:
- Enable PDF conversion**:
- Watermark**:
- Allow batch uploading**:
- Download original file**:
- Enable editing of issue date**: (highlighted with a red border)

Audit

Associated Items against an Audit can now be assessed against Planned and Covered

Items within the Associated Items tab now have a tick box next to them and have two new columns called Planned and Covered. These columns are to allow an Auditor to indicate whether an Associated Item or Scope item has been looked at as part of the Audit. A Coverage bar also automatically updates and provides a percentage based on selections.

The areas covered by Planned and Covered are as follows:

- Standards
- Org Areas
- Documents
- Managed Lists

Planned items: 4
Covered items: 2
Coverage: 50%

Organisational areas [Select] [Create]

Title ^	Planned	Covered	
NOTT - Nottingham	<input checked="" type="checkbox"/>	<input checked="" type="checkbox"/>	

Standards [Select] [Create]

Search...

Title ^	Planned	Covered	
4C - 4. Context	<input checked="" type="checkbox"/>	<input type="checkbox"/>	
9001 - ISO 9001:2015	<input checked="" type="checkbox"/>	<input checked="" type="checkbox"/>	

Associated documents [Select] [Attach] [Create] [Help]

Title ^	Version	Live link	Type	Active	Planned	Covered	
Test PDF Document	1	<input type="checkbox"/>	Document	<input checked="" type="checkbox"/>	<input checked="" type="checkbox"/>	<input type="checkbox"/>	

Org Areas and Standards may now be disabled against an Audit Type

Org Areas and Standards can now be disabled at an Audit Type level. If these are disabled it simply means these do not display as options to complete within the Audit record.

Audit type details | Questionnaire | Associated items

Organisational areas Active Yes [i] [Select] [Create]

Title ^
No data available in table

Standards Active Yes [i] [Select] [Create]

Title ^
No data available in table

Training

Training Records can now be cancelled

A training record can now be cancelled. This will allow records created in error, or perhaps for employees that missed or did not attend a training event, to be cancelled and therefore more accurately reflect what training an employee has been involved with.

When cancelling a course, a reason is required. This is a new drop down list that the customer can populate themselves.

Cancel training record?
✕

Reason *

Did not attend
▾

Comment

Wasn't there so cancelling

Confirm

The Records list has also been updated to reflect the new 'Cancelled' status:

Training records

[Create](#)
[Export](#)

Columns ▾

ID ▾	Course title	Trainee	Status	Start date
16	Example Training Course	User, Super	Cancelled	

Retraining required Notification and Reminder enhancement

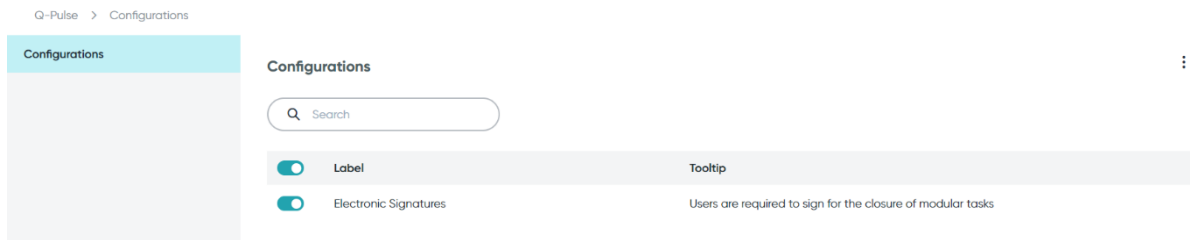
Notifications and Reminders for when retraining is required for a training event can now be set independently from training confirmation notifications and reminders.

Interested Parties

E-Signature Toggle


Electronic Signature within the module can now be toggled On and Off. When turned On, users are requested to confirm their identity when completing particular activities or tasks. When turned Off, no confirmation is required in order to complete activities or tasks.

E-Signatures are toggled on by Default.



Mandatory Fields – Account Manager and Reference Number

The Account Manager field and Reference Number have now been set as Mandatory fields.

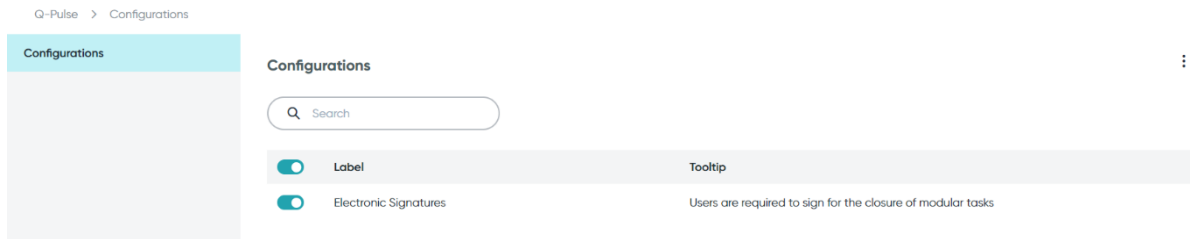


Assets

E-Signature Toggle

Electronic Signature within the module can now be toggled On and Off. When turned On, users are requested to confirm their identity when completing particular activities or tasks. When turned Off, no confirmation is required in order to complete activities or tasks.

E-Signatures are toggled on by Default.

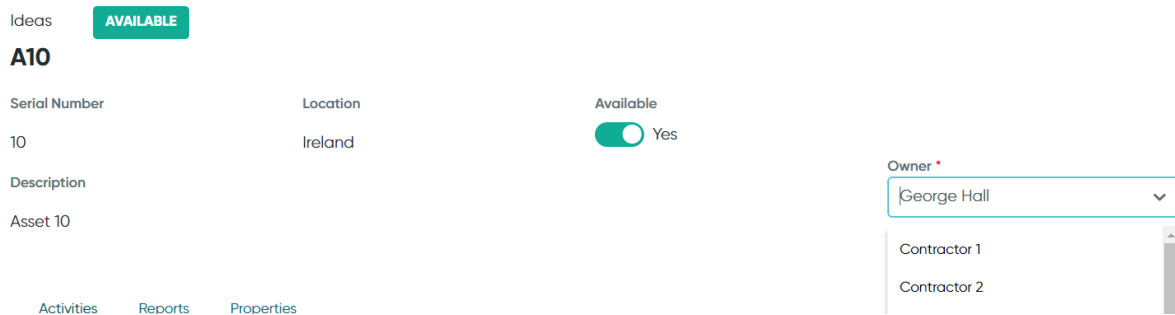


System Actor now included within Notification Emails

Notification emails have had a small enhancement added to them. These will now display a reason as to why you are receiving an email. For example, it may say you are receiving this as you are an Asset Owner or an Activity Owner.

Mandatory Field – Asset Owner

The Asset Owner field has now been set as a Mandatory field.

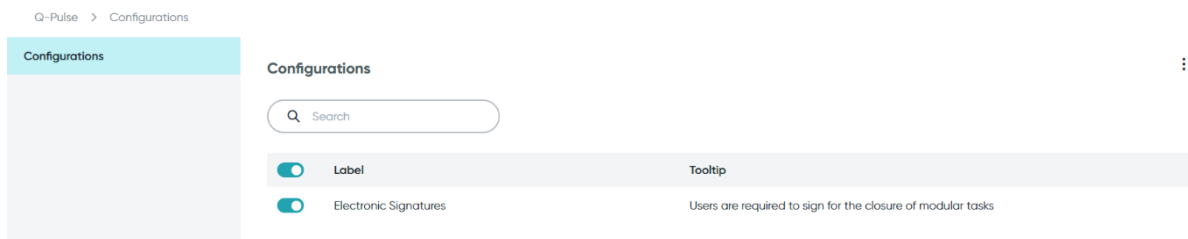


Risk

E-Signature Toggle

Electronic Signature within the module can now be toggled On and Off. When turned On, users are requested to confirm their identity when completing particular activities or tasks. When turned Off, no confirmation is required in order to complete activities or tasks.

E-Signatures are toggled on by Default.



Formula Assessment enhancement - Notifications

Email notifications will now display the type of Assessment used for working out the score as well as now catering for results produced using Formulaic Assessments.

Formula Assessment enhancement – Display Scores

When creating or using a Formula based assessment, it is now possible for the score to be shown on the banding rather than the banding label.

Other

Prefix enhancement

As part of this release, an enhancement has been made to allow special characters within a Document, Issue or Audit prefix. The list of characters now available to be used as part of a Prefix are:

- -
- .
- ,
- /
- \
- _
- &
- (
-)
- :
- ;
- ~
- #
- +
- >
- <

Warning when Associated Lists are empty

Within the Interested Parties, Assets and Risk modules, there are certain Associated Lists that must be populated in order for the system to function, such as Interested Party Type, Asset Type and Risk Type. When these lists are empty, a warning now appears advising Admin users of this fact.

Types List



Include Archived



Interested Party Types list is empty

This list is used in Interested Party.
Please add at least one item to prevent future issues.

[+ Add new item](#)

Bulk User Permission Assignment (Essentials)

User permissions, within the Essentials part of Q-Pulse Cloud, can now be assigned in a bulk fashion to multiple users. Previously, this was performed on an individual basis with each users record requiring accessing and permissions set. This can now be done on a much larger scale.

Users, either in Groups or selected on their own, and have their permissions updated in Bulk.

Users

User search Show inactive Add criteria Filter Clear filter

Groups: Quality Manager Permission Group

Users Create Export

Update permissions Go

<input checked="" type="checkbox"/>	ID	Full Name ^	Username	Email	Last Active
<input checked="" type="checkbox"/>	9	Johnson, Pete	pjohnson		
<input checked="" type="checkbox"/>	33	Joynes, Martyn	MJoynes		
<input checked="" type="checkbox"/>	6	Mane, Sadio	SMane		
<input checked="" type="checkbox"/>	22	McAuditor, Auditor	audit	audit@audit.audit	

4 items - 1 page(s) / Selected 4 rows

Once the Group or selection of Users has been selected, it is now possible to select permissions and apply them at once to everyone that has been selected. This should save a large amount of time during initial system setup.

Users Select

Name ^	Username	Email	Active
Johnson, Pete	pjohnson		<input checked="" type="checkbox"/>
Joynes, Martyn	MJoynes		<input checked="" type="checkbox"/>
Mane, Sadio	SMane		<input checked="" type="checkbox"/>
McAuditor, Auditor	audit	audit@audit.audit	<input checked="" type="checkbox"/>

User permissions

Apply System admin User permissions: Manager

Users Groups Custom fields Organisational areas

Standards Password policy Contacts Companies

Apply Documents User permissions: Administrator

Standards and Org Area Title field size Increase

The length of these fields has been increased to 200 characters from 100 characters.

Standards and Org Area Uniqueness Enhancement

Uniqueness of these is now enforced only on the same level. For example, you could now have the following structure within your Standards or Org Areas:

- ISO 9001
 - Clause 4 – Context
- ISO 14001
 - Clause 4 – Context
- ISO 45001
 - Clause 4 – Context

Bug Fixes – V8.4.4

QRK-2398 – Re-order Risk Matrix Perspectives available on Low Permissions

QRK-2399 – Error 403 Access Denied Page in Risk Review after changed E-Sig settings

QSC-1494 – Editing associated list tree view item to have same name as existing fails

QSC-1512 – Invalid concurrency error on deleted asset